

Bob's Stonefly

Tying my Stone fly pattern

List of materials

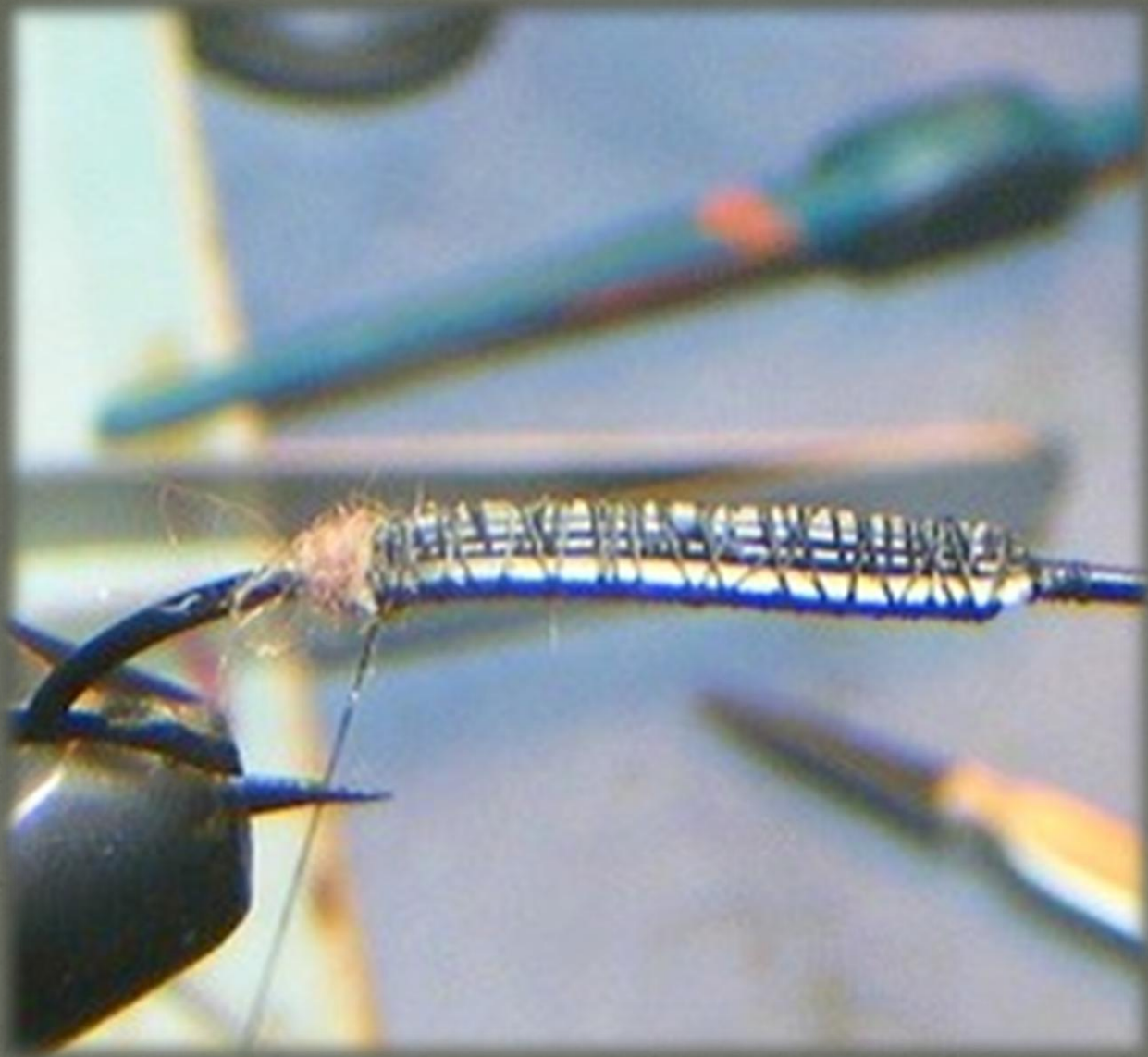
- Hook --- mustad 9672, 36890, Saber 7040, 7015, Tiemco 200R (size 4-12)
- Underbody – 0.30 lead
- Abdomen --- Swannundaze or any “D” shaped rib
- Wingcase --- Turkey tail or BMFS Raffia
- Legs --- Hen back
- Thorax ---Dubbing Yellow or to match abdomen
- Antenna --- goose biot or flexi floss



Step 1


Tie on two strips of
0.30 lead to hook.

Hook is up to you
here I am using a
salmon style hook for
steelhead




Step 2

Add a small ball of dubbing to end of lead



Step 3

Tie in a Goose biot on each side of lead for tails. Then attach swannandaze for body.



Step 4

Wrap abdomen half way up hook shank



Step 5

Tie in wing case and
hen back by tip



Step 6

Dub thorax and pull legs over and tie off. Then pull wing case over and tie off



Step 7

Add antenna to head area. Tie off head neatly.



Step 8

Finished fly. I like to coat the wing with Sally Hanson's hard as nails top coat.